

# Connecting to AirRowdy - Windows 7



# Windows<sup>®</sup> 7

8/19/2010

UTSA Office of Information Technology

Instructions for connecting to AirRowdy, the UTSA wireless network, for Windows 7 laptops. This document is intended for guests of the university. Similar documents are available for UTSA faculty/staff members and students.

## Selecting the Wireless Network

1. Click the wireless network icon in your taskbar (Figure 1). A list of available wireless networks will be displayed (Figure 2). If the icon is not displayed in your taskbar, open the Control Panel and select Wireless Networks.

Figure 1.

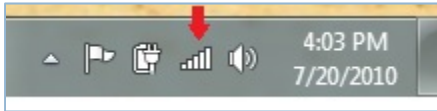


Figure 2.



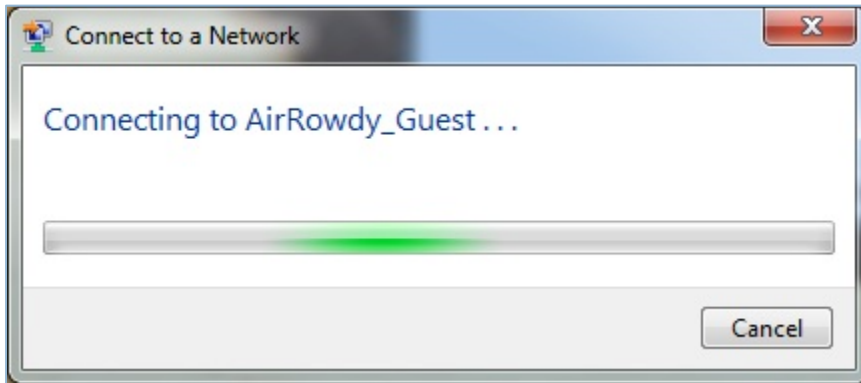
2. Click the **AirRowdy\_Guest** wireless network (SSID), then click **Connect** (Figure 3).

Figure 3.



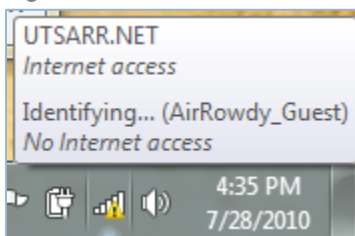
Windows 7 configures the connection with the wireless network (Figure 4).

Figure 4.



The wireless connection will be established, but you must still log on.

Figure 5.



3. Open a Web browser (Internet Explorer, Firefox, etc.) and you will be redirected to the AirRowdy login page (Figure 6).

Figure 6.

UTSA: AIR Rowdy Wireless Network - The University of Texas at San Antonio - Windows Internet Explorer

https://wlc-airrowdy1.utsa.edu/fs/customwebauth/guestlogin.html?switch\_url=https://WLC-AirRowdy1.utsa.edu/login.html&ap\_mac=00:24:c4:d2

UTSA: AIR Rowdy Wireless Network - The Univers...


## Welcome to AirRowdy

### Guest Login

First & Last Name

E-mail Address

Purpose for visit or affiliation with UTSA



Please read through Wireless Network Guest Access Use Policy. You must accept these policies to gain access to UTSA's wireless network

#### Wireless Network Guest Usage Agreement

Use of the campus wireless network is governed by the UTSA computer usage policy. By connecting to this network you agree to abide by university policies regarding appropriate computer usage.

I have read and understood policies regarding the use of UTSA's wireless network (AIRRowdy). I agree to abide by these policies.

I Agree

AirRowdy is UTSA's wireless network. It is available from any building at UTSA (Main Campus, Downtown Campus and The Institute of Texan Cultures).

© The University of Texas at San Antonio, One UTSA Circle, San Antonio, TX 78249-1644, (210) 458-4011

4. You must complete the registration form, click the agreement statement box and click the **I Agree** button in order to access the AirRowdy guest network.